

# WORLD BOOK

# WBO



 WORLD BOOK

Q0187

Contact your World Book® Educational Sales Consultant today for more information.

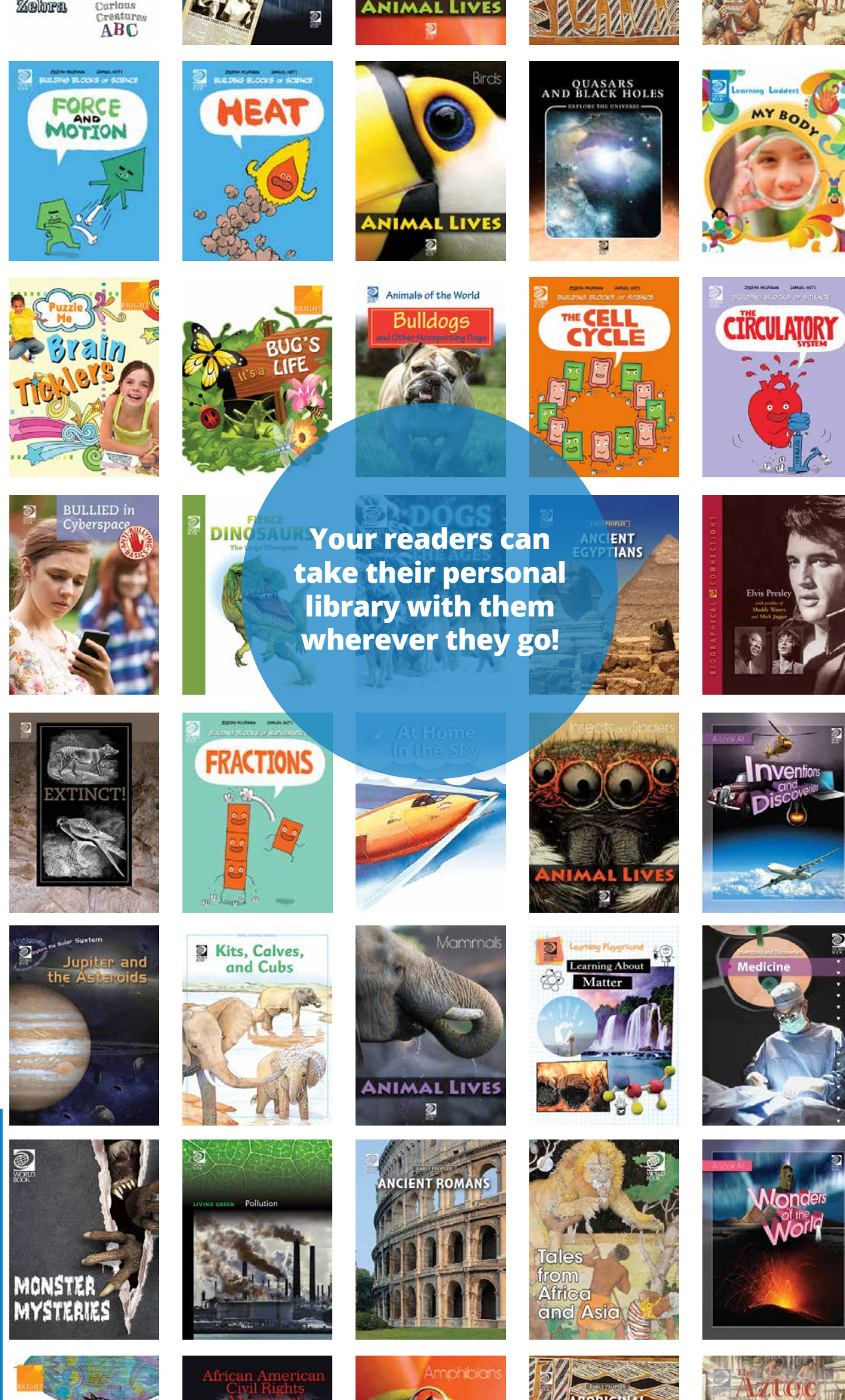
US: 1-800-975-3250

[www.worldbookonline.com](http://www.worldbookonline.com)

CAN: 1-800-837-5365

©World Book, Inc., Chicago, IL USA. All rights reserved.





**Your readers can take their personal library with them wherever they go!**

● **Access to over 2,500 ebooks and World Book® exclusive content!**

- > Access to 460 proprietary World Book eBooks, exclusively for your patrons!
- > Unlimited simultaneous users per book and unlimited renewals per user.

● **Readers can take the library with them!**

- > Mobile app gives patrons access to ebooks on their device of choice!
- > Offline access to ebooks saved to a patron's personal bookshelf.

● **Each reader can personalize his or her reading experience.**

- > Bookshelves can be locked to protect user's titles.
- > User's reading experience is unique on his or her own mobile device.

● **Access to content for an immersive reading experience.**

- > Reliable, factual, and interactive content.
- > Stunning photographs and visuals entice and educate readers.

Contact your World Book Educational Sales Consultant for more information.


US: 1-800-975-3250  
CAN: 1-800-837-5365

# HOW TO...



## Download the app

Depending on the device, visit the Google Play for Android products or the App Store.

- 1 Search: World Book eBooks.
- 2 Select the app; the icon will look like this: 
- 3 When the download is complete, open the app by selecting it from the home screen.
- 4 Create a username and password or log in using an existing eBooks username and password.
- 5 Begin downloading great books and enjoy reading.


## Add books to a bookshelf

- 1 Log in to World Book Online via a mobile browser.
- 2 On the World Book eBooks site, log in to an eBooks account.
- 3 Select the book to use.
- 4 Select the download button.
- 5 In the World Book eBooks app, the title will appear on a bookshelf.
- 6 The 21-day borrowing period starts; any highlights and notes will be saved in the app, so no work is lost when the borrowing period ends.

**Anyone with a World Book Online eBooks account can have access to this app!**

## Add a World Book Online article as a PDF

Have a favorite World Book article, or an article to read later? Download the favorite World Book article as a PDF to the eBooks app. For example, when viewing a World Book Student article on a mobile device:

- 1 Select the "Tools" tab. 
- 2 Select "Save."



- 3 Select "Save as PDF."
- 4 This will open the PDF; to the right is an option to select "Open in iBooks" or "Open in..."
  - A Select "Open in..."
  - B A selection of ebook apps in which the PDF can be opened appears.
  - C Select the World Book eBooks app.
- 5 The device then will automatically switch to the eBooks app, and the PDF will appear.
- 6 The PDF will then display on the main bookshelf, and, like an ebook, it can be moved to different bookshelves within the app.

## Add any PDF to the eBooks app

Follow steps 4-6 above to save any downloaded PDF to the World Book eBooks app.

Log on to: [www.worldbookonline.com](http://www.worldbookonline.com)